The information contained in this drawing is the sole property of CWS Coil Winding Specialist.
Any reproduction in part or whole without written permission of CWS Coil Winding Specialist is prohibited.

REVISION HISTORY						
REV	ECN	DESCRIPTION	SIGN & DATE			
			BY	DATE	CHK	DATE
B		PRODUCTION RELEASE	RPR	5/30/05	JLAU	5/30/05

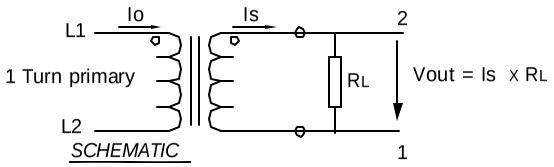

SCHEMATIC

Note: All measurements are carried out using rms value responding meter. Unless requested the terminating resistor and the 1-turn primary are not supplied.

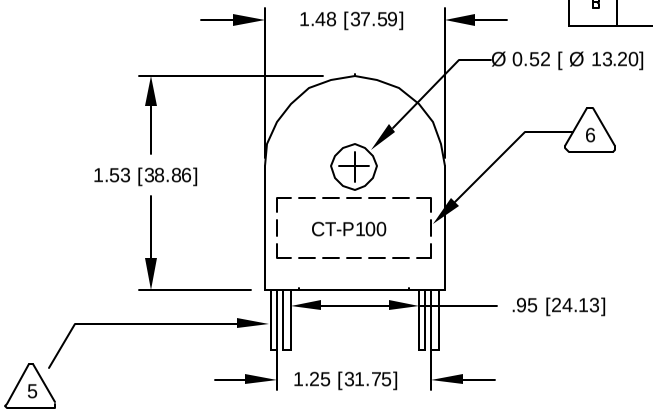

FRONT VIEW

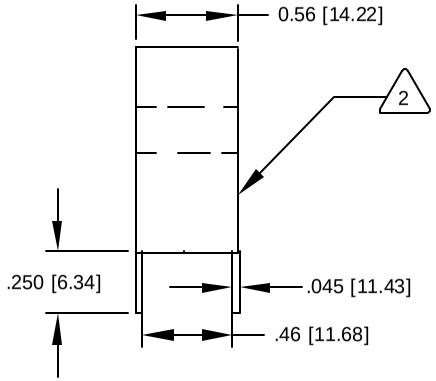

SIDE VIEW

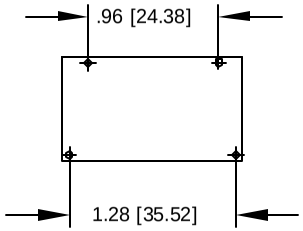

BOTTOM VIEW

7 BUILT TO RoHS COMPLIANCE AND LEAD FREE.

6 MARK PART NUMBER AND REVISION WHERE SHOWN

5 REMOVE INSULATION, SOLDERED TO LEADS

4 CONSTRUCTION: ENCAPSULATED USING BOBBIN.

EXACT CROSS TO VAC E4626-X501
OPERATING TEMP. = - 25 °C TO 125 °C
HI-POT VOLTAGE = 2.5 KVrms
BURDEN RESISTOR = 7.5 OHMS
ERRORS : - PHASE= 4.48±0.06 ; AMPLITUDE<0.05
DC RESISTANCE = 65 OHMS MAX
I MAX CURRENT = 100 Amps RMS
I PEAK CURRENT = 314 Amps RMS
PRIMARY CURRENT RATING :
TURNS RATIO = 1000

3 SPECIFICATIONS @ 25 °C :

WIRE: UL RECOGNIZED 130 °C RATED MAGNET WIRE
CWS BYTEMARK OR OTHER APPROVED PART
2 CORE: TAPE WOUND CORE

BOBBIN RATING CLASS B (130 °C) REQUIRED

1 MATERIAL: UL RECOGNIZED 94V-0 FOR FLAMMABILITY

NOTES: UNLESS OTHERWISE SPECIFIED. CURRENT SENSOR.
UNIT: INCHES [MM].
READ FROM BOTTOM UP.

QTY	CODE IDENT	MFG. P/N	DESCRIPTION	ITEM NO.

PARTS LIST

UNLESS OTHERWISE SPECIFIED
DIMENSIONING AND TOLERANCE PER ANSI Y14.5M
ALL DIMENSIONS ARE IN INCHES AND [MILIMETERS].
TOLERANCE INCHES: .XXX=±.010 .XX=±.020 ∠=±0°30'
TOLERANCE METRICS: .XXX=±.254 .XX=±.51 ∠=±0°30'
ANGLE PROJECTION
DO NOT SCALE DRAWING

	SIGN	DATE
AUTOCAD	X	
SOLIDWORKS		
DRAWN	RPR	5/30/05
CHECKED	JLAU	5/30/05
ENGR.	KSUM	5/30/05
APPR.	JLAU	5/30/05

COILWS COM, INC
www.coilws.com
CWS Coil Winding Specialist.
1510 E. Edinger Ave.
Unit B. Santa Ana, CA. 92705

TITLE: Current Sense Transformer
Cross to Vac E4626-X501

SIZE B | DWG. NO. CT-P100 | REV B

SCALE 2=1 | SHEET 1 OF 1

CAD-FILE: