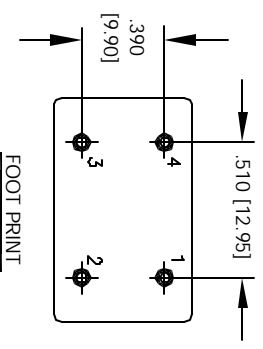
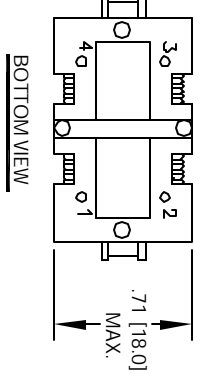
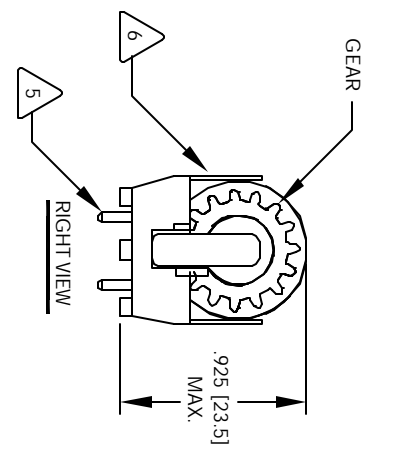
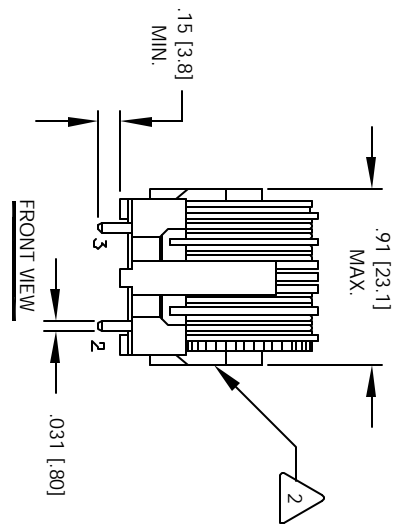
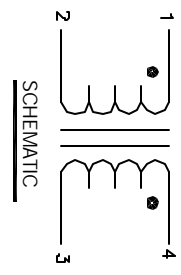


The information contained in this drawing is the sole property of CWS Coil Winding Specialist. Any reproduction in part or whole without written permission of CWS Coil Winding Specialist is prohibited.

REVISION HISTORY

REV	ECN	DESCRIPTION	DATE	BY	CHK	DATE
A		PRODUCTION RELEASE	9/07/04	JLU		9/07/04



- 6 WHERE SHOWN, USING A PERMANENT MARKING METHOD MARK PART NUMBER AND REVISION APPROX
- 5 REMOVE INSULATION AND SOLDER TO BOBBIN LEADS
- 4 WIND BOTH COILS EVENLY SPACED ON BOBBIN CONSTRUCTION:
 - INSURE INTEGRITY OF WINDING SEPARATION
 - HI-POT TEST FOR INTERWINDING ISOLATION, 1250VDC TO WIRE SIZE DIAMETER = 0.30 MILLIMETER
 - NUMBER OF TURNS = 67
 - DCR = 0.70 MILLI-OHMS MAX
 - CURRENT RATING = 0.55A AC
 - L = 6.80 mH MIN @ 10 KHZ, 0.250 Vrms;
 - SPECIFICATIONS @ 25 °C
- 3
- 2 WIRE: UL RECOGNIZED 130° RATED MAGNET WIRE CWS BYTEMARK OR OTHER APPROVED PART CORE: SINGLE PIECE FERRITE H CORE
- 1 BOBBIN RATING CLASS B (130°) REQUIRED MATERIAL: UL RECOGNIZED 94V-0 FOR FLAMMABILITY

NOTES: UNLESS OTHERWISE SPECIFIED.

QTY	UM	CODE IDENT	MFG. P/N	DESCRIPTION	ITEM NO.
				PARTS LIST	
				COILS.COM, INC	
				CWS Coil Winding Specialist.	
				www.coilw.com	
				1510 E. Edinger Ave.	
				Unit B, Santa Ana, CA 92705	
				TITLE:	
				Common Mode Line Filter	
				Vertical Mount	
				SIZE: DIM. IN.	
				20V_6K8	
				SCALE:	
				1=1	
				SHEET 1 OF 1	