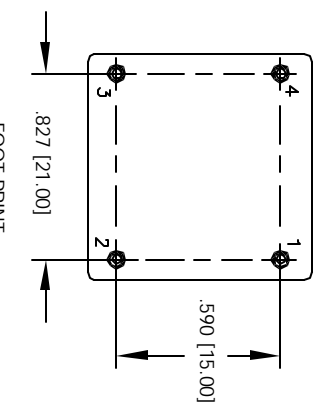
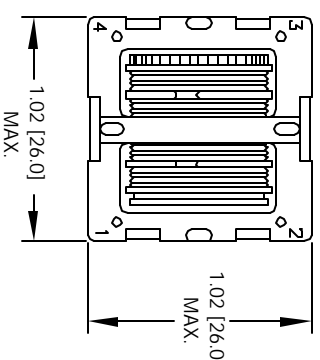
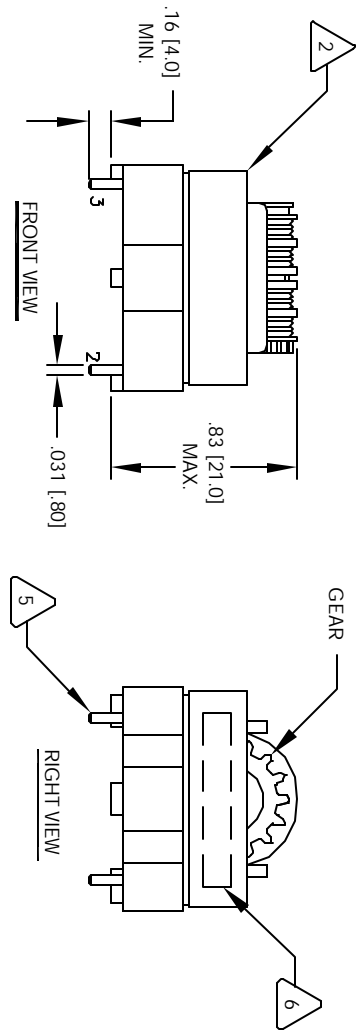
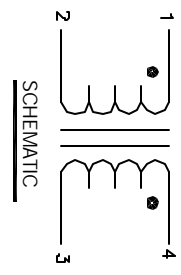


The information contained in this drawing is the sole property of CWS Coil Winding Specialist. Any reproduction in part or whole without written permission of CWS Coil Winding Specialist is prohibited.

REVISION HISTORY

REV	ECN	DESCRIPTION	DATE	BY	DATE
A		PRODUCTION RELEASE	9/03/04	JLU	9/03/04



6 WHERE SHOWN, USING A PERMANENT MARKING METHOD
MARK PART NUMBER AND REVISION APPROX

5 REMOVE INSULATION AND SOLDER TO BOBBIN LEADS

4 WIND BOTH COILS EVENLY SPACED ON BOBBIN
CONSTRUCTION:

INSURE INTERGRITY OF WINDING SEPARATION
HI-POT TEST FOR INTERWINDING ISOLATION, 1250VDC TO
WIRE SIZE DIAMETER = 0.30 MILLIMETER
NUMBER OF TURNS = 130
DCR = 1.5 MILLIOHMS MAX
CURRENT RATING = 0.55A AC
L = 36.00 mH MIN @ 10 KHz, 0.250 Vrms:
3 SPECIFICATIONS @ 25 °C

2 WIRE: UL RECOGNIZED 130° RATED MAGNET WIRE
CWS BYTEMARK OR OTHER APPROVED PART
CORE: SINGLE PIECE FERRITE H CORE

1 BOBBIN RATING CLASS B (130°) REQUIRED
MATERIAL: UL RECOGNIZED 94V-0 FOR FLAMMABILITY
NOTES: UNLESS OTHERWISE SPECIFIED.

QTY	UM	CODE IDENT	MFG. P/N	DESCRIPTION	ITEM NO.
				PARTS LIST	
				CWS Coil Winding Specialist.	
				1510 E. Edinger Ave.	
				Unit B, Santa Ana, CA 92705	
				Common Mode Line Filter	
				Horizontal Mount	
				24H_36K	
				SCALE 1=1	
				SHEET 1 OF 1	