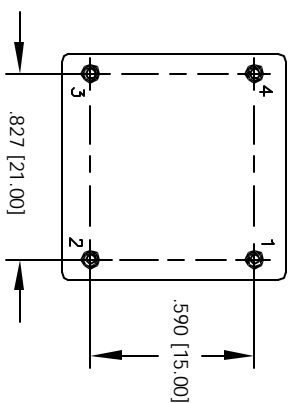
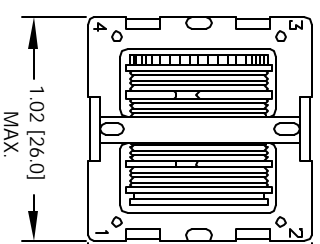
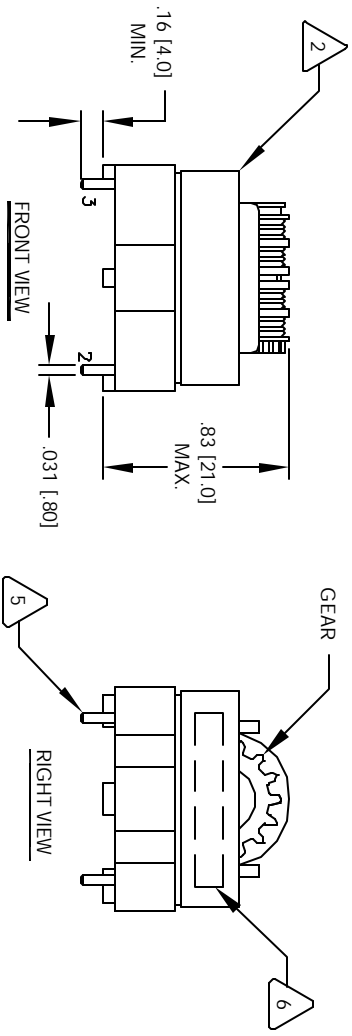
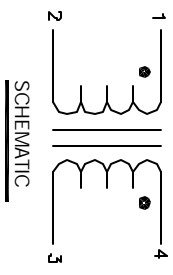


The information contained in this drawing is the sole property of CWS Coil Winding Specialist. Any reproduction in part or whole without written permission of CWS Coil Winding Specialist is prohibited.

REVISION HISTORY

REV	ECN	DESCRIPTION	DATE	BY	CHK	DATE
A		PRODUCTION RELEASE	9/03/04	JLU		9/03/04



6 WHERE SHOWN, USING A PERMANENT MARKING METHOD  
MARK PART NUMBER AND REVISION APPROX

5 REMOVE INSULATION AND SOLDER TO BOBBIN LEADS

4 WIND BOTH COILS EVENLY SPACED ON BOBBIN  
CONSTRUCTION:

INSURE INTERGRITY OF WINDING SEPARATION  
HI-POT TEST FOR INTERWINDING ISOLATION, 1250VDC TO  
WIRE SIZE DIAMETER = 0.45 MILLIMETER  
NUMBER OF TURNS = 55  
DCR = 0.30 MILLI-OHMS MAX  
CURRENT RATING = 1.25A AC  
L = 6.80 mH MIN @ 10 KHZ, 0.250 Vrms;  
SPECIFICATIONS @ 25 °C

2 WIRE: UL RECOGNIZED 130° RATED MAGNET WIRE  
CWS BYTEMARK OR OTHER APPROVED PART  
CORE: SINGLE PIECE FERRITE H CORE

1 BOBBIN RATING CLASS B (130°) REQUIRED  
MATERIAL: UL RECOGNIZED 94V-0 FOR FLAMMABILITY

NOTES: UNLESS OTHERWISE SPECIFIED.

QTY	UM	CODE IDENT	MFG. P/N	DESCRIPTION	ITEM NO.																																																						
				<b>PARTS LIST</b>																																																							
<table border="1"> <tr> <td colspan="2">AUTOCAD SOLIDWORKS</td> <td>X</td> <td colspan="3">CWS Coil Winding Specialist.</td> </tr> <tr> <td colspan="2">SIGN</td> <td>DATE</td> <td colspan="3">WWW.COILWS.COM</td> </tr> <tr> <td colspan="2">DRAWN</td> <td>6/03/04</td> <td colspan="3">1510 E. Edinger Ave.</td> </tr> <tr> <td colspan="2">CHKD</td> <td>6/03/04</td> <td colspan="3">Unit B, Santa Ana, CA, 92705</td> </tr> <tr> <td colspan="2">ENGR</td> <td>6/03/04</td> <td colspan="3">Common Mode Line Filter</td> </tr> <tr> <td colspan="2">APPR</td> <td>6/03/04</td> <td colspan="3">Horizontal Mount</td> </tr> <tr> <td colspan="2">JLU</td> <td></td> <td>SIZE</td> <td>DWG. NO.</td> <td>REV</td> </tr> <tr> <td colspan="2"></td> <td></td> <td>B</td> <td>24H_6K7</td> <td>A</td> </tr> <tr> <td colspan="2"></td> <td></td> <td>SCALE</td> <td>1=1</td> <td>SHEET 1 OF 1</td> </tr> </table>						AUTOCAD SOLIDWORKS		X	CWS Coil Winding Specialist.			SIGN		DATE	WWW.COILWS.COM			DRAWN		6/03/04	1510 E. Edinger Ave.			CHKD		6/03/04	Unit B, Santa Ana, CA, 92705			ENGR		6/03/04	Common Mode Line Filter			APPR		6/03/04	Horizontal Mount			JLU			SIZE	DWG. NO.	REV				B	24H_6K7	A				SCALE	1=1	SHEET 1 OF 1
AUTOCAD SOLIDWORKS		X	CWS Coil Winding Specialist.																																																								
SIGN		DATE	WWW.COILWS.COM																																																								
DRAWN		6/03/04	1510 E. Edinger Ave.																																																								
CHKD		6/03/04	Unit B, Santa Ana, CA, 92705																																																								
ENGR		6/03/04	Common Mode Line Filter																																																								
APPR		6/03/04	Horizontal Mount																																																								
JLU			SIZE	DWG. NO.	REV																																																						
			B	24H_6K7	A																																																						
			SCALE	1=1	SHEET 1 OF 1																																																						