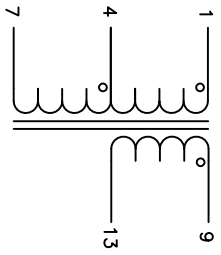
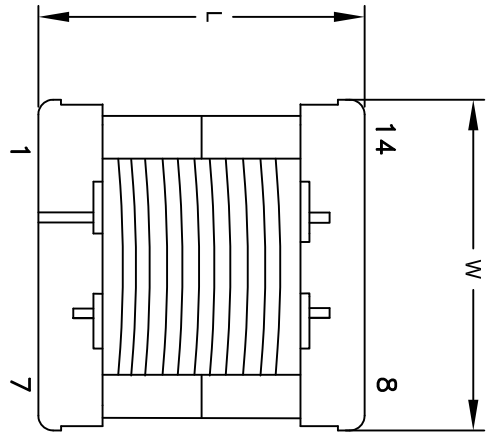


The information contained in this drawing is the sole property of Coil Winding Specialist, Inc. Any reproduction in part or whole without written permission of Coil Winding Specialist, Inc. is prohibited.

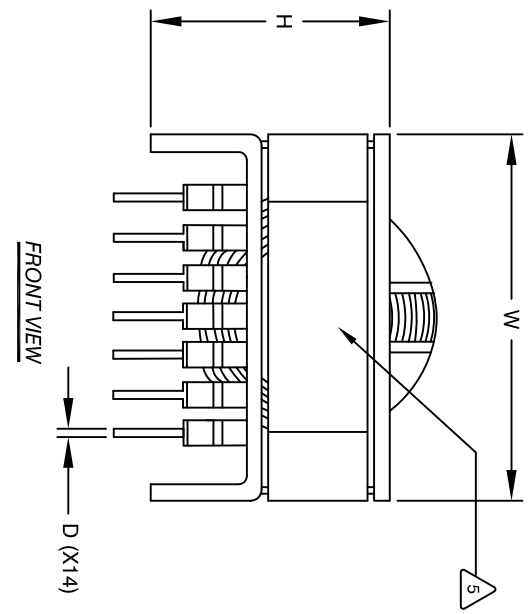
DIMENSIONAL TOLERANCES INCHES (MM)					
L	W	H	L	D	X
REF	REF	REF	REF	REF	REF
1.68	1.58	1.38	0.20	0.039	0.20
[.42, .70]	[.40, .10]	[.35, .10]	[.5, .10]	[1, .00]	[.5, .10]
					0.20
					[.5, .10]



**SCHEMATIC**

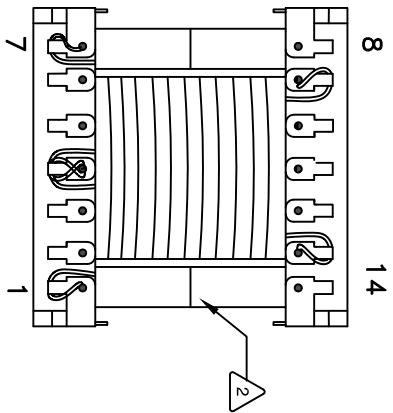


**TOP VIEW**

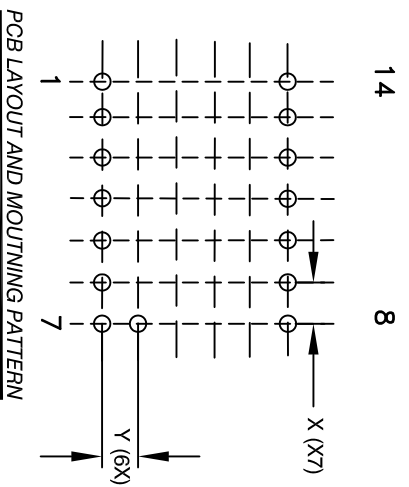


**FRONT VIEW**

- BUILT TO ROHS COMPLIANCE
- LABEL PART NUMBER, REVISION AND DATE CODE
- VANISH PART AND CURE  
WRAP TAPE AROUND CORES  
WITH CORES AND NOMEK SPACERS  
WEIGHT: 68 GRAM TYP  
TRANSFORMER AMBIENT OPERATING TEMP. -40°C to 125°C
- H-POT TEST FOR WINDING TO CORE ISOLATION: 4000VAC @ 2mA, 2S  
PRIMARY IS TRIPLE INSULATED FERRON LITZ  
SECONDARY IS LITZ WIRE  
TRANSFORMER LEAKAGE INDUCTANCE = 2µH MAX  
PINS 9-13 = 45 MILLI-OHMS MAX  
PINS 4-7 = 20 MILLI-OHMS MAX  
PINS 1-4 = 20 MILLI-OHMS MAX  
DCR:  
L = 250µH ±25%  
INDUCTANCE: FROM PIN 1 TO PIN 7 @ 100KHZ, 250mV, DDC BIAS  
SPECIFICATIONS @ 25°C:



**BOTTOM VIEW**



**PCB LAYOUT AND MOUNTING PATTERN**

REVISION HISTORY			
REV	ECN	DESCRIPTION	SIGN & DATE
B			BY: TN DATE: 03/27/18 CHK: JL DATE: 03/27/18

QTY	CODE IDENT	MFG. P/N	DESCRIPTION	ITEM NO.
			<b>PARTS LIST</b>	
			www.coilws.com sales@coilws.com	
			Coil Winding Specialist, Inc. 353 W GROVE AVE ORANGE, CA 92665	
			<b>TITLE:</b> Medical 100 KHz Isolation Transformer	
			SIZE: DIM. NO. B CWS-8ETD-12786	REV B
			SCALE: NOT TO SCALE	SHEET 1 OF 1

- VANISH DOLPH or EQUAL  
WIRE: UL RECOGNIZED 200°C RATED LITZ WIRE  
CORE: FERRITE ECORE
- INSULATION CLASS F REQUIRED  
MATERIAL: UL RECOGNIZED 94V-0 FOR FLAMMABILITY

NOTES: UNLESS OTHERWISE SPECIFIED, READ FROM BOTTOM UP.  
CAGE CODE: 5DME2