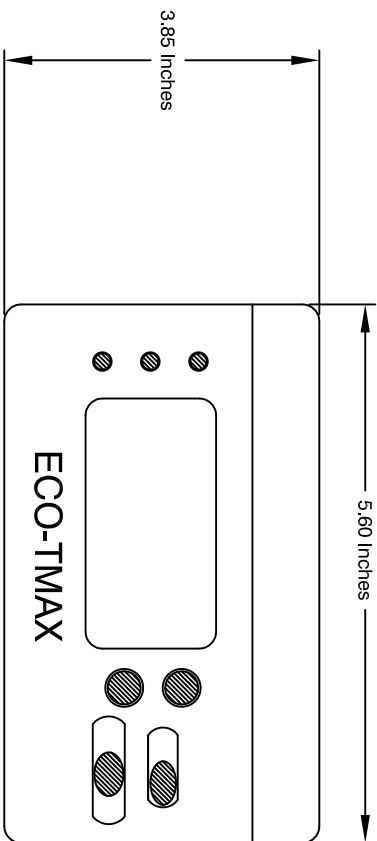
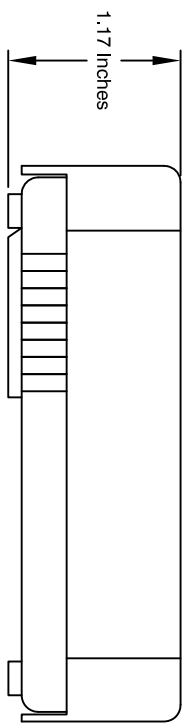


The information contained in this drawing is the sole property of Coil Winding Specialist. Any reproduction in part or whole without written permission of Coil Winding Specialist is prohibited.

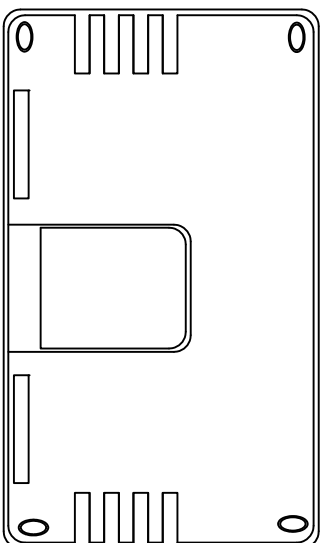
REVISION HISTORY						
REV	ECN	DESCRIPTION	BY	DATE	CHK	DATE
A	N/A	RELEASE TO PRODUCTION	JLW	10/20/15	AK	10/20/15



TOP VIEW



SIDE VIEW



BOTTOM VIEW

- 1 ECO-TMAX IS DESIGNED FOR HEATING AND COOLING SYSTEMS. FOR RESIDENTIAL HOMES
- 2 PROGRAMMABLE TO 5+2, 6+1 & 7.
- 3 SINGLE STAGE (HEAT/COOL).
- 4 EASY INSTALLATION ON 24V HVAC SYSTEMS.
- 5 REPLACEABLE (X2) BATTERIES INCLUDED.
- 6 EASY READ BLUE SCREEN.
- 7 SIMPLE CONTROLS AND OPERATION.
- 8 COMPATIBLE WITH HVAC, A/C, ELECTRIC HEATERS,
- 9 GAS HEATERS AND HEAT PUMPS.
- AND COMPRESSOR REST FOR 15% AVERAGE ANNUAL SAVINGS.
- ALLOWS FOR EASY INSTALLATION OF CWS HAVC CHIP FAN EXTENSION

NOTES: UNLESS OTHERWISE STATED, READ NOTES FROM BOTTOM UP

PARTS LIST

UNLESS OTHERWISE SPECIFIED		DIMENSIONS ARE IN INCHES	
ANGULAR	+/- 1°	MACH	+/- .50°
ONE PLACE DECIMAL	+/- .03	TWO PLACE DECIMAL	+/- .01
THREE PLACE DECIMAL	+/- .005	RADIUS	+/- .01
FRACTIONAL	+/- 1/16	DO NOT SCALE DRAWING	

AUTOCAD	X	SALES@COILWS.COM/	CWS Coil Winding Specialist.
SOLIDWORKS		WWW.COILWS.COM	353 W Grove Ave Orange, CA 92665
DRWN	AK	DATE	10/20/15
ENGR	JLW	DATE	10/20/15
APPR	JLW	DATE	10/20/15
SCALE	N/A	SIZE	TIME NO.
	N/A		ECO-TMAX
SHEET	1	OF	1
REV	A		