

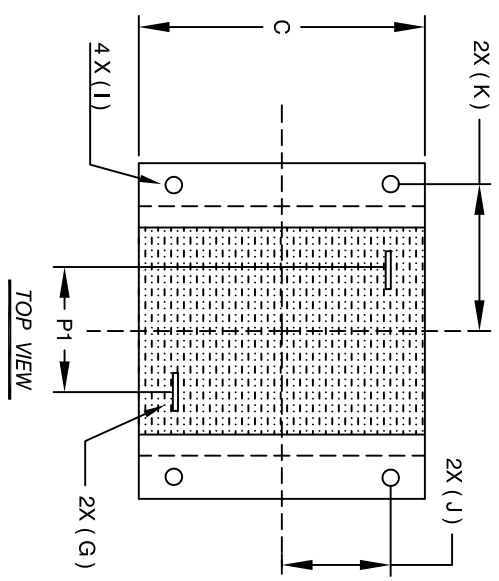
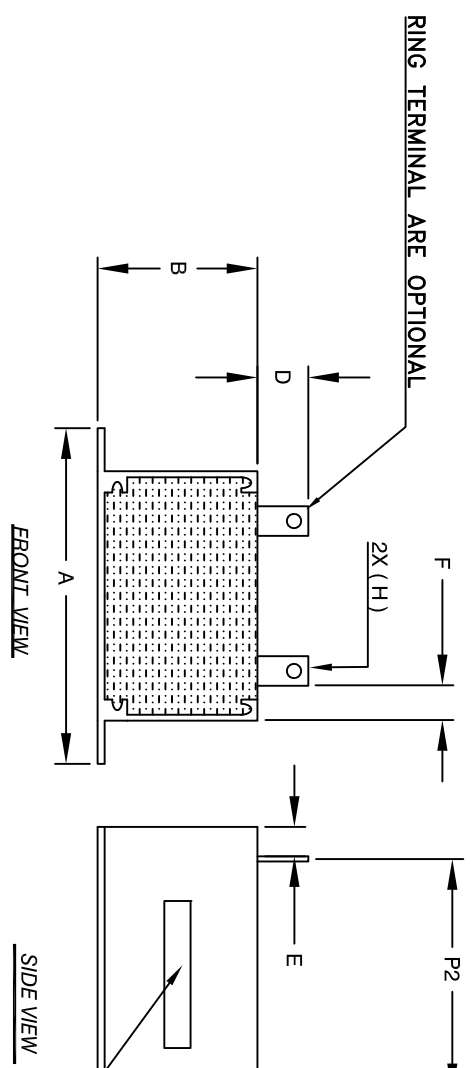
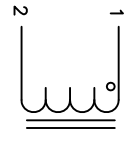
The information contained in this drawing is the sole property of Coil Winding Specialist, Inc. Any reproduction in part or whole without written permission of Coil Winding Specialist, Inc. is prohibited.

REVISION HISTORY

REV	ECN	DESCRIPTION	BY	DATE	CHK	DATE
A	131030	PRODUCTION RELEASE	AK	07/05/16	BO	07/05/16

DIMENSIONS

	mm	In
A	85.60±0.51	3.37±0.02
B	40.13±1.27	1.58±0.05
C	61.21±1.27	2.41±0.05
D	11.43 Ref.	0.45 Ref.
E	13.46 Ref.	0.53 Ref.
F	11.18 Ref.	0.44 Ref.
G	1.5x7.5 Ref.	0.06x0.30 Ref.
H	2.72 Min.	0.107 Min.
I	4.06 Min.	0.160 Min.
J	20.50±0.38	0.81±0.015
K	37.00±0.38	1.457±0.015
P1	29.96 Ref.	1.14 Ref.
P2	34.29 Ref.	1.35 Ref.



DC-BIAS	L
0A	86 uH
5A	86 uH
10A	85 uH
15A	84 uH
20A	82 uH
25A	80 uH
30A	74 uH
40A	71 uH
50A	63 uH
60A	59 uH
70A	49 uH
85A	43 uH

- APPLICATION: ENERGY STORAGE FILTER, SWINGING CHOKE
- BUILT TO ROHS COMPLIANCE.
- MARK PART NUMBER AND REVISION WHERE SHOWN

WEIGHT: 534 GRAM (TYP)
 MAX INDUCTOR TEMP RATING: 200°C
 APPROPRIATE AIR FLOW.
 RECOMMENDED AMBIENT OPERATING TEMP: -40°C TO 85°C WITH HI-POT TEST 1000VDC @ 2mA, 1 MIN. TERMINALS TO CASE INTERWINDING CAPACITANCE @ 10KHZ = 19,06pF (TYP)
 |Z|@SRF=4.4 KILO-OHM (TYP)
 SRF=4.0 MHZ (TYP)
 RATED CURRENT: 85 AMPS
 DCR = 3.0 MILLI-OHM MAX.
 L@DC BIAS: SEE TABLE
 L = 80 uH ± 15% AT 10 KHZ, 0.25V, ZERO DC BIAS

- SPECIFICATIONS:
 ENCLOSURE: ALUMINUM METAL
 WIRE: 200°C RATED MAGNET WIRE UL APPROVED
 CORE: POWDER CORE
- MATERIALS:

NOTES: UNLESS OTHERWISE SPECIFIED, READ FROM BOTTOM UP.
 CAGE CODE: 5DME2

QTY	CODE IDENT	MFG. P/N	DESCRIPTION	ITEM NO.
			High Current Helical Inductor	
			80 uH, 85 Amps, Horizontal	