

The information contained in this drawing is the sole property of CWS Coil Winding Specialists. Any reproduction in part or whole without written permission of CWS Coil Winding Specialists is prohibited.



SCHEMATIC

7 BUILT TO ROHS COMPLIANCE AND LEAD FREE.

6 WHERE SHOWN, USING A PERMANENT MARKING METHOD IF APPLICABLE. MARK PART NUMBER AND REVISION

5 FLUSH WITH THE COIL EDGE, AS SHOWN  
REMOVE INSULATION AND TIN LEADS APPROX. 0.75 INCH

4 WIND WIRE TO CORE EVENLY SPACED  
CONSTRUCTION:

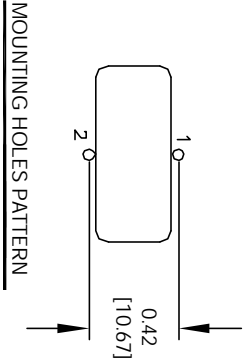
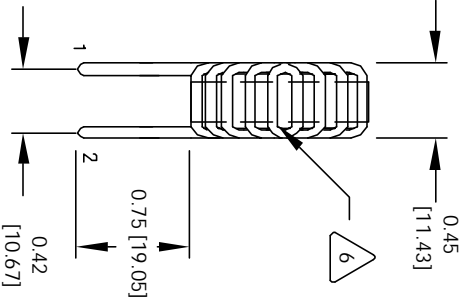
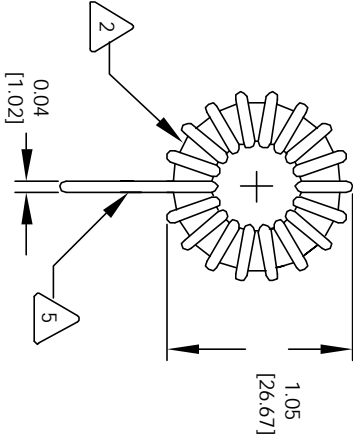
WEIGHT = 27.0 GRAMS  
HI-POT TEST FOR WIRE TO CORE = 500 VDC  
INDUCTANCE @ RATED CURRENT = 170.0 uH  
DC CURRENT RATING = 2.0 AMPS MAX  
DCR = 60 MILLI-OHMS, MAX  
INDUCTANCE @ 0 AMPS = 220.0 uH,  $\pm 20\%$ , 1 KHz., 0.25 Vrms  
SPECIFICATIONS @ 25 °C

3 WIRE: UL RECOGNIZED 130°C RATED MAGNET WIRE  
CORE: COATED IRON POWDER

2 CORE COATING RATING CLASS B (130°) REQUIRED  
1 MATERIAL: UL RECOGNIZED 94V-0 FOR FLAMMABILITY  
NOTES: UNLESS OTHERWISE SPECIFIED, TOROIDAL INDUCTOR  
READ FROM BOTTOM UP.

REVISION HISTORY					
REV	ECN	DESCRIPTION	SIGN & DATE		
			BY	DATE	DATE
B		PRODUCTION RELEASE	RPR	6/20/06	6/20/06

VERTICAL CONFIGURATION



MOUNTING HOLES PATTERN

CODE		MFG. P/N	DESCRIPTION	ITEM NO.
IDENT				
PARTS LIST				
AUTOCAD	X	<div>COILWS.COM, INC</div> <div>353 W. GROVE AVENUE</div> <div>ORANGE, CA. 92665</div> <div>CWS Coil Winding Specialist.</div>		
SOLIDWORKS				
SIGN	DATE			
DRAWN	6/20/06			
CHKD	6/20/06	TITLE: Power Toroidal Inductors Vertical Mount		
ENGR.	6/20/06			
KSUM	6/20/06			
APPR.	6/20/06	SIZE: TC-221M-2A-94V		
SCALE		REV: B		
2=1		SHEET 1 OF 1		